

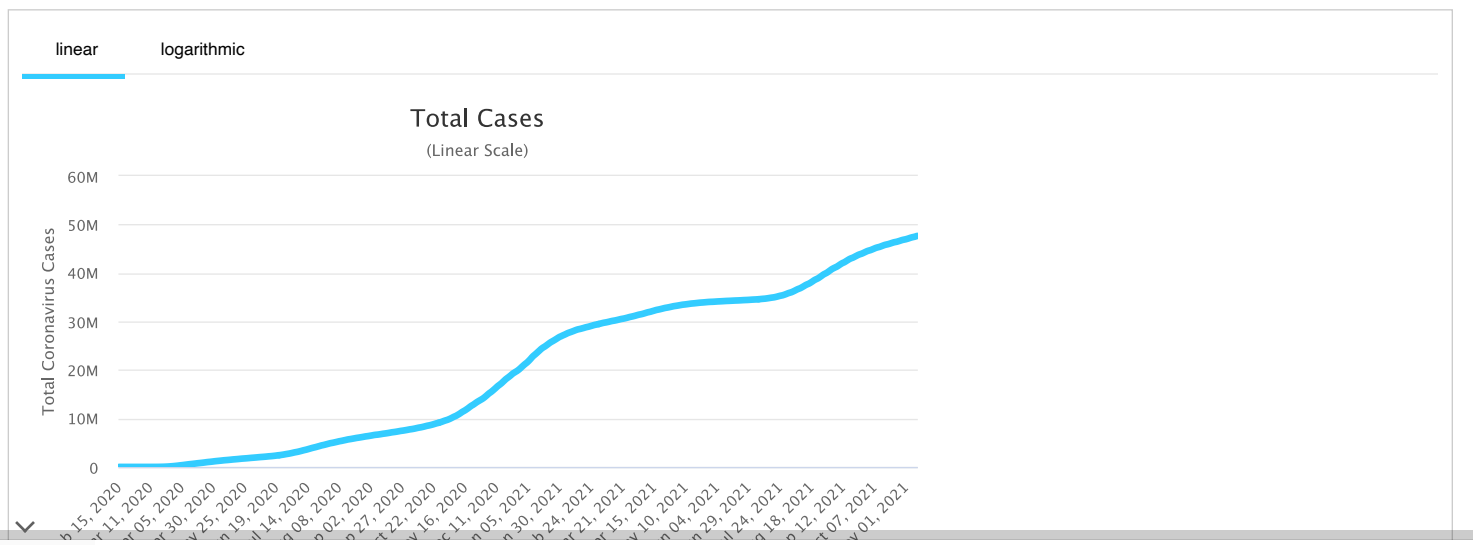
#	USA State ↕	Total Cases ↕	New Cases ↕	Total Deaths ↕	New Deaths ↕	Total Recovered ↕	Active Cases ↕	Tot Cases/ 1M pop ↕	Deaths/ 1M pop ↕	Total Tests
	USA Total	47,647,745		780,102		37,701,765	9,165,878	143,950	2,357	716,0
1	<u>California</u> <u>(/coronavirus/usa/california/)</u>	4,862,668		73,111		N/A	N/A	123,067	1,850	105,5
2	<u>Texas</u> <u>(/coronavirus/usa/texas/)</u>	4,273,488		72,692		4,118,470	82,326	147,383	2,507	46,1
3	<u>Florida</u> <u>(/coronavirus/usa/florida/)</u>	3,711,477		60,418		3,416,585	234,474	172,806	2,813	42,5
4	<u>New York</u> <u>(/coronavirus/usa/new-york/)</u>	2,686,882		57,410		2,249,306	380,166	138,118	2,951	77,4
5	<u>Illinois</u> <u>(/coronavirus/usa/illinois/)</u>	1,727,634		28,929		1,618,982	79,723	136,337	2,283	36,6
6 ✓	<u>Georgia</u> <u>(/coronavirus/usa/georgia/)</u>	1,644,997		29,749		1,257,235	358,013	154,934	2,802	17,0

#	USA State	Total Cases	New Cases	Total Deaths	New Deaths	Total Recovered	Active Cases	Tot Cases/ 1M pop	Deaths/ 1M pop	Total Tests
8	Ohio (/coronavirus/usa/ohio/)	1,585,798		25,282		1,486,574	73,942	135,665	2,163	17,5
9	North Carolina (/coronavirus/usa/north-carolina/)	1,497,677		18,371		1,454,082	25,224	142,798	1,752	19,5
10	Michigan (/coronavirus/usa/michigan/)	1,329,089		24,217		1,026,195	278,677	133,084	2,425	18,6
11	Tennessee (/coronavirus/usa/tennessee/)	1,292,195		16,630		1,264,325	11,240	189,217	2,435	10,4
12	New Jersey (/coronavirus/usa/new-jersey/)	1,211,423		28,134		1,098,602	84,687	136,388	3,167	15,9
13	Arizona (/coronavirus/usa/arizona/)	1,199,277		21,525		1,103,223	74,529	164,765	2,957	6,1
14	Indiana (/coronavirus/usa/indiana/)	1,039,918		16,995		976,134	46,789	154,469	2,524	14,8
15	Virginia (/coronavirus/usa/virginia/)	939,783		14,261		N/A	N/A	110,103	1,671	14,1
16	Wisconsin (/coronavirus/usa/wisconsin/)	913,237		9,641		N/A	N/A	156,848	1,656	11,8
17	South Carolina (/coronavirus/usa/south-carolina/)	905,182		13,923		778,400	112,859	175,807	2,704	12,0
18	Massachusetts (/coronavirus/usa/massachusetts/)	869,293		19,138		N/A	N/A	126,122	2,777	31,9
19	Missouri (/coronavirus/usa/missouri/)	866,018		13,152		701,145	151,721	141,104	2,143	10,9
20	Alabama (/coronavirus/usa/alabama/)	837,428		15,917		N/A	N/A	170,793	3,246	6,1
21	Minnesota (/coronavirus/usa/minnesota/)	822,635		9,049		797,121	16,465	145,867	1,605	14,0
22	Colorado (/coronavirus/usa/colorado/)	774,997		8,814		580,834	185,349	134,578	1,531	12,4
23	Louisiana (/coronavirus/usa/louisiana/)	763,628		14,662		N/A	N/A	164,264	3,154	11,1
24	Kentucky (/coronavirus/usa/kentucky/)	757,016		10,104		N/A	N/A	169,443	2,262	10,1
25	Washington (/coronavirus/usa/washington/)	749,540		8,913		317,024	423,603	98,431	1,170	9,8
26	Oklahoma (/coronavirus/usa/oklahoma/)	650,689		10,879		634,204	5,606	164,441	2,749	4,6

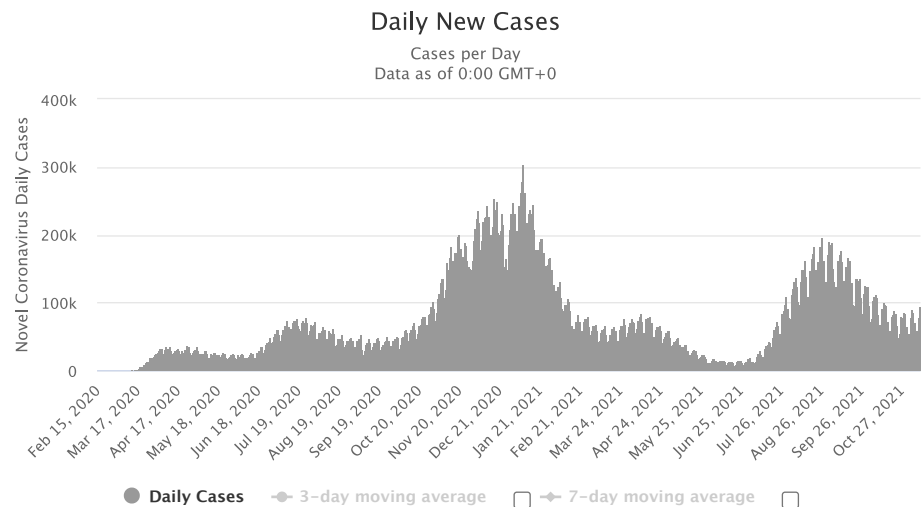
#	USA State	Total Cases	New Cases	Total Deaths	New Deaths	Total Recovered	Active Cases	Tot Cases/ 1M pop	Deaths/ 1M pop	Total Tests
28	Utah (/coronavirus/usa/utah/)	567,665		3,325		531,169	33,171	177,066	1,037	6,8
29	Iowa (/coronavirus/usa/iowa/)	539,409		7,166		465,549	66,694	170,966	2,271	6,8
30	Arkansas (/coronavirus/usa/arkansas/)	517,675		8,525		504,468	4,682	171,540	2,825	5,3
31	Mississippi (/coronavirus/usa/mississippi/)	507,775		10,182		493,096	4,497	170,615	3,421	4,0
32	Nevada (/coronavirus/usa/nevada/)	458,491		7,797		415,573	35,121	148,853	2,531	5,4
33	Kansas (/coronavirus/usa/kansas/)	445,089		6,613		408,996	29,480	152,778	2,270	1,8
34	Connecticut (/coronavirus/usa/connecticut/)	406,752		8,776		384,723	13,253	114,087	2,462	11,9
35	Oregon (/coronavirus/usa/oregon/)	376,372		4,730		319,543	52,099	89,236	1,121	7,7
36	Idaho (/coronavirus/usa/idaho/)	298,634		3,703		130,534	164,397	167,109	2,072	2,1
37	Nebraska (/coronavirus/usa/nebraska/)	292,990		3,042		N/A	N/A	151,462	1,573	4,0
38	New Mexico (/coronavirus/usa/new-mexico/)	288,557		5,148		250,960	32,449	137,616	2,455	5,0
39	West Virginia (/coronavirus/usa/west-virginia/)	279,694		4,592		268,987	6,115	156,066	2,562	4,3
40	Montana (/coronavirus/usa/montana/)	183,213		2,451		173,054	7,708	171,423	2,293	2,0
41	Rhode Island (/coronavirus/usa/rhode-island/)	182,486		2,887		N/A	N/A	172,260	2,725	5,8
42	South Dakota (/coronavirus/usa/south-dakota/)	158,822		2,277		150,255	6,290	179,529	2,574	1,6
43	North Dakota (/coronavirus/usa/north-dakota/)	153,425		1,802		147,931	3,692	201,329	2,365	5
44	Delaware (/coronavirus/usa/delaware/)	146,484		2,125		136,320	8,039	150,431	2,182	8
45	New Hampshire (/coronavirus/usa/new-hampshire/)	142,469		1,617		135,397	5,455	104,779	1,189	3,3
46	Alaska (/coronavirus/usa/alaska/)	138,983		801		92,296	45,886	189,986	1,095	3,4

#	USA State	Total Cases	New Cases	Total Deaths	New Deaths	Total Recovered	Active Cases	Tot Cases/ 1M pop	Deaths/ 1M pop	Total Tests
48	Wyoming (/coronavirus/usa/wyoming/)	106,698		1,298		102,614	2,786	184,357	2,243	1,1
49	Hawaii (/coronavirus/usa/hawaii/)	85,360		968		N/A	N/A	60,288	684	2,6
50	District Of Columbia (/coronavirus/usa/district-of-columbia/)	65,159		1,193		N/A	N/A	92,326	1,690	2,2
51	Vermont (/coronavirus/usa/vermont/)	42,910		388		36,447	6,075	68,767	622	2,3
52	Puerto Rico	185,885		3,247		148,117	34,521	54,883	959	3,0
53	Guam	18,813		258		16,194	2,361			2
54	United States Virgin Islands	7,329		84		7,157	88			2
55	Northern Mariana Islands	183		2		N/A	N/A			
56	American Samoa	4				4	0			
57	US Military	387,569		597		371,465	15,507			
58	Veteran Affairs	370,788		16,386		348,596	5,806			5,4
59	Federal Prisons	56,642		273		N/A	N/A			1
60	Navajo Nation	37,737		1,507		35,441	789			3
61	Grand Princess Ship	122		7		115	0			
62	Wuhan Repatriated	3				3	0			
63	Diamond Princess Ship	46				46	0			
	Total:	47,647,745		780,102		37,701,765	9,165,878	143,950	2,357	716,0

Total Coronavirus Cases in the United States

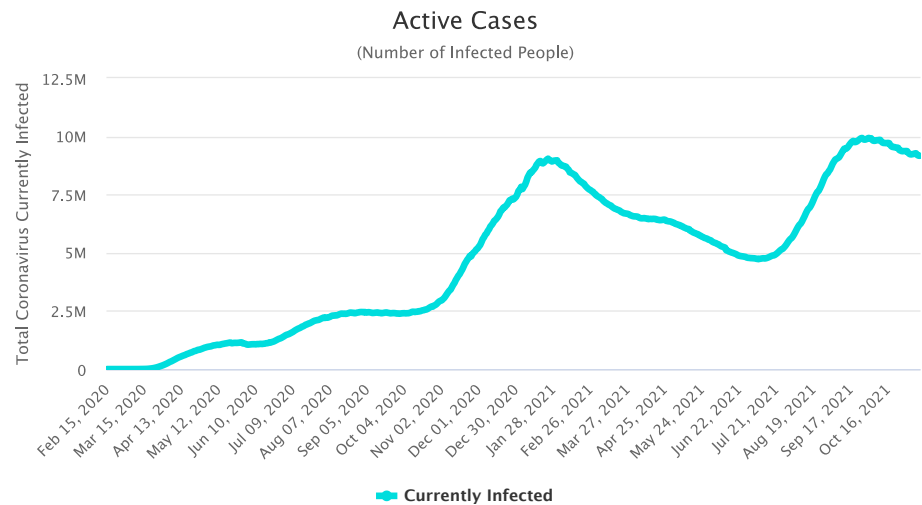


Daily New Cases in the United States




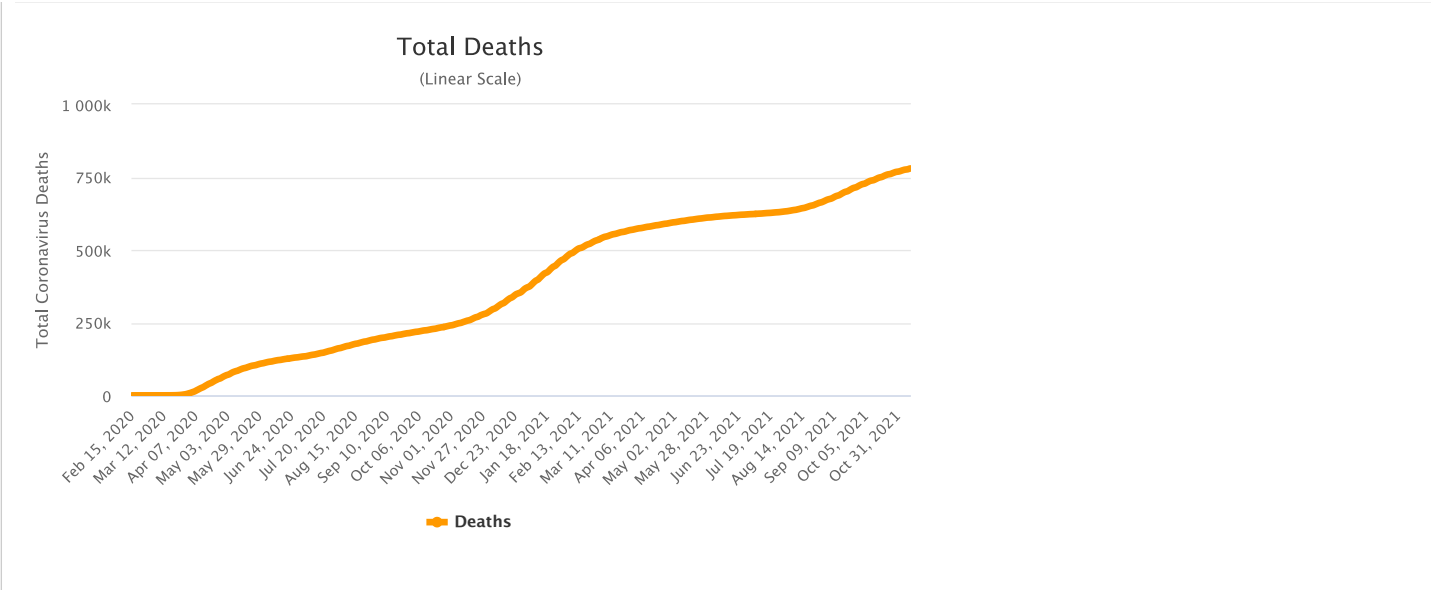
See also: [Daily Deaths Graph](#)

Active Cases in the United States

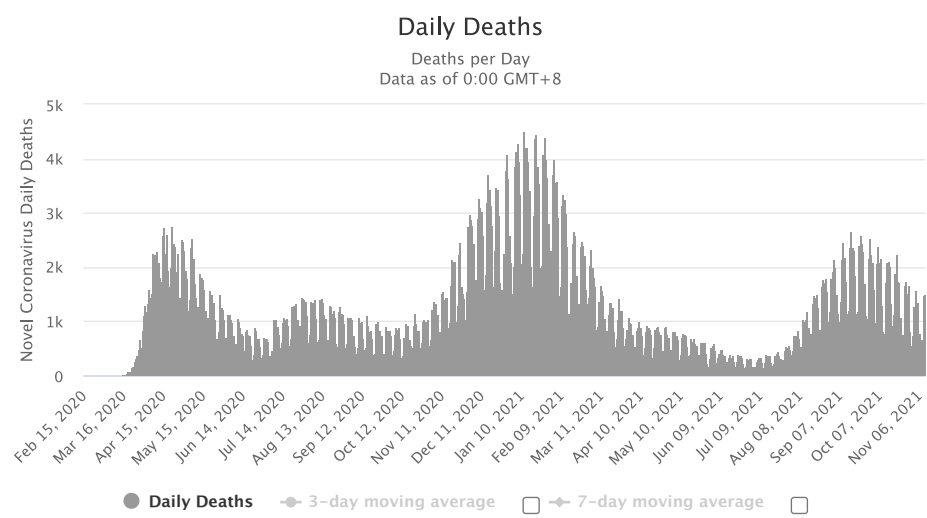


Total Coronavirus Deaths in the United States





Daily New Deaths in the United States



See also: [Daily Cases Graph](#)

Latest News

November 10 (GMT)

Updates

- 94,376 new cases and 1,493 new deaths in [the United States \(/coronavirus/country/us/\)](#)

November 9

November 8

Historical account of the initial stages of the epidemic in the United States

Content:

- First 20 cases in the United States
- Progression of first suspected cases
- Timeline of initial events
- Sources for the historical account

First 20 cases in the United States

Information collected on the first 20 domestic cases (not including repatriated cases and Diamond Princess cruise ship evacuee cases) is presented in the table below:

State	Cases	Sex	Age	Date	Case #	Location	Source
Oregon	1			Feb. 29	17 th	Washington C.	
Washington	2			Feb. 29	18, 19 th		
	1	M	30s	Jan. 21	1 st	Snohomish	[7]
Illinois	1			Mar. 1	20 th		
	1	M	60s	Jan. 30	6 th	Chicago	[12]
	1	F	60s	Jan. 24	2 nd	Chicago	[8]
California	2	unkn.	unkn.	Jan. 26	3 rd , 4 th	Orange C., L.A.	[9]
	1	M	adult	Jan. 31	7 th	Santa Clara C.	[17][18]
	1	F	unkn.	Feb. 2	9 th	Santa Clara C.	
	1	M	57	Feb. 2	10 th	San Benito C.	
	1	F	57	Feb. 2	11 th	San Benito C.	
	1		65	Feb. 28	16 th	Santa Clara C.	
	1			Feb. 21	13 th	Humboldt C.	
	1			Feb. 21	14 th	Sacramento C.	
	1			Feb. 26	15 th	[Northern California]	
Massachusetts	1	M	20s	Feb. 1	8 th	Boston	[16]
Arizona	1	unkn.	student	Jan. 26	5 th	Maricopa County	
Wisconsin	1			Feb. 5	12 th	Madison	

CDC in the early stages released information regarding the number of cases and people under investigation that was updated regularly on Mondays, Wednesdays, and Fridays. Below we provide the historical reports that we were able to gather in order to track the progression in the number of suspected cases and US states involved through time in the initial stages

As of Feb. 10:

<i>Number of U.S. States with PUI</i>	<i>36</i>
Positive	12
Negative	318
Pending (specimens awaiting testing)	68
TOTAL	398

As of Feb. 7:

<i>Number of U.S. States with PUI</i>	<i>36</i>
Positive	12
Negative	225
Pending (specimens awaiting testing)	100
TOTAL	337

As of Feb. 5:

<i>Number of U.S. States with PUI</i>	<i>36</i>
Positive	11
Negative	206
Pending (specimens awaiting testing)	76
TOTAL	293

As of Feb. 3:

<i>Number of U.S. States with PUI</i>	<i>36</i>
Positive	11
Negative	167
Pending (specimens awaiting testing)	82
TOTAL	260

As of January 31:

<i>Number of U.S. States with PUI</i>	<i>36</i>
Positive	6
Negative	114
Pending (specimens awaiting testing)	121
TOTAL	241

Previously, as of January 29, there were 92 suspected cases awaiting testing.

<i>Number of U.S. States with PUI</i>	<i>36</i>
Positive	5
Negative	68
Pending	92

Timeline of Events

-  On January 31, HHS declared Coronavirus a Public Health Emergency in the US (<https://www.hhs.gov/about/news/2020/01/31/secretary-azar-declares-public-health-emergency-us-2019-novel-coronavirus.html>)
As of Jan. 31, the Wuhan coronavirus is officially a public health emergency in the United States, Alex Azar, secretary of the US Department of Health and Human Services (HHS), announced at a White House press briefing.
-  On Jan. 31, the U.S. Centers for Disease Control and Prevention (CDC) **issued a federal quarantine for 14 days** affecting the 195 American evacuees from Wuhan, China. Starting Sunday, Feb. 2, U.S. citizens, permanent residents and immediate family who have visited China's Hubei province will undergo a **mandatory 14 days quarantine** and, if they have visited other parts of China, they would be screened at airports and asked to self-quarantine for 14 days. The last time the CDC had issued a quarantine was over 50 years ago in the 1960s, for smallpox.
-  President Donald Trump signed an order on Jan. 31 for the U.S. to **deny entry to foreign nationals who traveled to China** within the preceding two weeks, aside from the immediate family of U.S. citizens.
- On Jan. 30, the CDC had confirmed the **first case of person to person transmission in the U.S.:** ^[12] the husband of the Chicago, Illinois case who had returned from Wuhan, China on Jan. 13 and who tested positive for the virus on Jan. 24).
- CDC stated on Jan. 30 that "It is likely there will be more cases of 2019-nCoV reported in the U.S. in the coming days and weeks, including more person-to-person spread."^[12]
- The virus had been confirmed in **5 states**.
- On Jan. 31, **New York City** health officials vehemently denied the rumor regarding a coronavirus case in the city ^[13]. On Feb. 1, however, the city's health commissioner did report that there was a test being performed on a person under 40 who had returned from China, developed matching symptoms, and tested negative to the seasonal flu.
- **Most US patients had recently visited Wuhan.**
- All of the first five U.S. cases were described as **mild**.
- A study on the first US case of novel coronavirus detailed mild symptoms followed by pneumonia (https://www.cnn.com/2020/01/31/health/washington-coronavirus-study-nejm/index.html?utm_term=link&utm_medium=social&utm_content=2020-02-01T00)

U.S. Airlines suspended ALL flights between the U.S. and China

On Friday, January 31, Delta, American and United announced they would temporarily suspend all of their mainland China flights in response to the coronavirus outbreak.^[14]

Prior to this January 31 announcement:

- **UNITED AIRLINES**
on Jan. 28 had announced it would cut 24 flights between the U.S. and China for the first week of February.
- **AMERICAN AIRLINES**
on Jan. 29 had announced it would suspend flights from Los Angeles to Shanghai and Beijing from Feb. 9 through March 27, 2020. It will maintain its flight schedules (10 daily A/R) from Dallas-Fort Worth to Shanghai and Beijing, as well as from Los Angeles and Dallas-Fort Worth to Hong Kong.
- **DELTA**
had not adjusted its schedule of direct flights from the U.S. to China. It is the only airline with direct flights to not take action so far.

The White House was considering issuing a ban on flights between the United States and China, as of late Jan. 28^[11]. Italy has announced on January 31 that it was suspending all flights to and from China following the first 2 cases of coronavirus in Italy.

Travel Alert: Do Not Travel to China

- The U.S. State Department on January 30 issued a **Level 4: Do Not Travel to China Alert** (<https://travel.state.gov/content/travel/en/traveladvisories/traveladvisories/china-travel-advisory.html>) ^[4] (the highest level of alert).
- Previously, on January 29, the advisory was set at a lower "Level 3: Reconsider Travel" advising not to travel to Hubei Province: (Level 4) and reconsider travel to the remainder of China (Level 3).

• The CDC on Jan. 28 issued a Level 2 Warning (<https://www.cdc.gov/travel/alerts/warnings/level-coronavirus-china>) recommending that travelers avoid all

On January 17, the CDC announced that 3 airports in the United States would begin screening incoming passengers from China: SFO, JFK, and LAX ^[6] Other 2 airports were added subsequently, and on January 28, the U.S. Department of Health and Human Services (HHS) announced that 15 additional U.S. airports (bringing the total to 20) would begin screening incoming travelers from China.

Below is the complete list of airports where screening for the 2019 Novel Coronavirus (2019-nCoV) is in place:

- Los Angeles International (LAX)
- San Francisco International (SFO)
- Chicago O'Hare
- New York JFK
- Atlanta Hartsfield-Jackson International
- Houston George Bush Intercontinental
- Dallas-Fort Worth International
- San Diego International
- Seattle-Tacoma International
- Honolulu International
- Anchorage Ted Stevens International
- Minneapolis-St. Paul International
- Detroit Metropolitan
- Miami International
- Washington Dulles International
- Philadelphia International
- Newark Liberty International
- Boston Logan International
- El Paso International
- Puerto Rico's San Juan Airport

Sources for the historical account

1. Novel Coronavirus (2019-nCoV) situation reports (<https://www.who.int/emergencies/diseases/novel-coronavirus-2019/situation-reports/>) - World Health Organization (<https://www.who.int/>) (WHO)
2. 2019 Novel Coronavirus (2019-nCoV) in the U.S (<https://www.cdc.gov/coronavirus/2019-ncov/cases-in-us.html>) - U.S. Centers for Disease Control and Prevention (<https://www.cdc.gov/>) (CDC)
3. Symptoms of Novel Coronavirus (2019-nCoV) (<https://www.cdc.gov/coronavirus/2019-ncov/about/symptoms.html>) - CDC
4. China Travel Advisory (<https://travel.state.gov/content/travel/en/traveladvisories/traveladvisories/china-travel-advisory.html>) - U.S. State Department, accessed January 31, 2020.
5. Novel Coronavirus in China - Warning - Level 3, Avoid Nonessential Travel (<https://wwwnc.cdc.gov/travel/notices/warning/novel-coronavirus-china>) - CDC, January 28, 2020.
6. Public Health Screening to Begin at 3 U.S. Airports for 2019 Novel Coronavirus ("2019-nCoV") (<https://www.cdc.gov/media/releases/2020/p0117-coronavirus-screening.html>) - CDC January 17, 2020
7. First Travel-related Case of 2019 Novel Coronavirus Detected in United States (<https://www.cdc.gov/media/releases/2020/p0121-novel-coronavirus-travel-case.html>) - CDC, January 21, 2020
- ✓ 8. Second Travel-related Case of 2019 Novel Coronavirus Detected in United States (<https://www.cdc.gov/media/releases/2020/p0124-second-travel-coronavirus.html>) -

11. White House considers ban on flights to China amid coronavirus outbreak (<https://eu.usatoday.com/story/travel/news/2020/01/28/white-house-considers-ban-china-flights-amid-coronavirus-outbreak/4602839002/>) - USA Today, Jan. 28, 2020
12. CDC Confirms Person-to-Person Spread of New Coronavirus in the United States (<https://www.cdc.gov/media/releases/2020/p0130-coronavirus-spread.html>) - CDC Press Release, Jan. 30, 2020
13. NYC Officials Deny Report Of Coronavirus Amid Confusion (<https://www.forbes.com/sites/sergeiklebnikov/2020/01/31/nyc-officials-deny-report-of-coronavirus-amid-confusion/#351e47b5652c>) - Forbes, Jan. 31, 2020
14. Delta, American, United to suspend all China mainland flights as coronavirus crisis grows (<https://eu.usatoday.com/story/travel/2020/01/31/coronavirus-china-flight-ban-delta-cuts-all-flights-white-house/4620989002/>) - USA Today, Jan. 31, 2020
15. Secretary Azar Declares Public Health Emergency for United States for 2019 Novel Coronavirus (<https://www.hhs.gov/about/news/2020/01/31/secretary-azar-declares-public-health-emergency-us-2019-novel-coronavirus.html>) - U.S. Department of Health and Human Services (HHS), Jan. 31, 2020
16. Man returning from Wuhan, China is first case of 2019 Novel Coronavirus confirmed in Massachusetts (<https://www.mass.gov/news/man-returning-from-wuhan-china-is-first-case-of-2019-novel-coronavirus-confirmed-in>) - Massachusetts Department of Public Health, Feb. 1, 2020
17. County of Santa Clara Public Health Department Reports First Case of Novel (new) Coronavirus (<https://www.sccgov.org/sites/phd/news/Pages/novel-coronavirus-1-31-2020.aspx>) - Santa Clara County Public Health, Jan. 31, 2020
18. Coronavirus: First case confirmed in Santa Clara County (<https://www.mercurynews.com/2020/01/31/santa-clara-coronavirus/>) - Mercury News, Jan. 31, 2020

worldometer (/)

[about \(/about/\)](#) | [faq \(/faq/\)](#) | [languages \(/languages/\)](#) | [contact \(/contact/\)](#) | [report coronavirus cases \(/report_us/\)](#)



[\(/newsletter-subscribe/\)](#)



[\(/https://twitter.com/Worldometers\)](https://twitter.com/Worldometers)



[\(/https://www.facebook.com/Worldometers.info\)](https://www.facebook.com/Worldometers.info)

© Copyright Worldometers.info - All rights reserved - Disclaimer & Privacy Policy (/disclaimer/)

